



# The Trillium

Piedmont Chapter  
North American Rock Garden Society  
Chapel Hill, Durham, Raleigh, NC

## Wildflowers of the Colorado Rockies

by Tim Alderton

In July I attended the North American Rock Garden Society's Annual Meeting in Colorado. The meeting started on July 11, 2010 in Denver at the world famous Denver Botanical Gardens and then moved to the small town of Salida, CO for the following four days. Attendees came from all corners of the United States and Canada, along with speakers from as far away as the Netherlands, Czech Republic, and Kazakhstan. Aside from all the presentations and interesting plants people, the real highlights of the trip were on July 12-14 when we had time to experience the native flora at high elevation in central Colorado

While traveling to Salida, a "pit stop" for lunch at the Kenosha Pass campground provided the first taste of what we would see the following two days. On exiting our small charter bus, glimpses of the state flower of Colorado, *Aquilegia caerulea* growing among the filtering canopy of aspens only whet the appetites of the attendees' curiosity for the flora and distracted them from their lunches. After quickly engulfing my own lunch, I began scouring the campground and surrounding underbrush for wildflowers. Really it did not take much to find them. Deep blue and plum colored *Penstemon*, pale lavender *Erigeron*, both creamy yellow/white and fiery red *Castilleja*, and spikes of purple and white *Oxytropis* grew scattered under the open canopy and in small clearings. Fluffy low growing *Juniperus communis* insulated the bases of the cool white trunks of some of the aspen. In drier areas thin profiled *Pinus contorta* var. *latifolia* grew spaced among rocks providing homes for scattered stalks of *Thermopsis montana* and squat clumps of the dwarf *Solidago simplex*. In the open, sprigs of *Allium ceruum* nodded their heads of pink blossoms above sparse blades of grass and bare ground. Various species of *Potentilla* grew as both shrubs with dark green leaves and herbaceous clumps with silver foliage. After only an hour or so we loaded the bus and continued on to Salida.

Leaving Kenosha Pass, the topography opened into South Park, an area of high elevation grassland and wetland surrounded by mountains covered in *Pinus aristata* and *Picea* species. As we approached Salida, the terrain and the vegetation both began to change again. Along the roadsides a few cacti, species of *Penstemon*, blooming *Yucca*, and *Cleome serrulata* could be seen growing with scrubby round topped pines and oaks teasing what might be found in the surrounding desert. If only I had the opportunity to explore. On arriving in Salida, a plant sale and dinner greeted the attendees at the Steam Plant, the location of the conference for the next three evenings.

On the mornings of July 13 and July 14, the attendees broke up in to several groups for hikes at five different locations. Each attendee had the opportunity to hike at one location each day. I selected the two hardest ones to visit weeks before going out to Colorado, not thinking about the altitude and the issues it can cause a low lander from the east. Fortunately, aside from a dull headache the altitude was not a problem.

My first day took me to Weston Pass between Leadville and Fairplay. The pass itself is at 11,900'; the hike took me to about 12,500'. Around the parking area, the abundance of flora could clearly be seen spreading out into an expansive alpine meadow. Just feet from the vans we rode in, *Taraxacum ceratophorum*, the cousin to everyone's favorite lawn weed, dandelion, blossomed alongside inflorescences of white petaled, pale blue stamened flowers of *Ipomopsis congesta* and the bright yellow blossoms of a clumping *Potentilla*. Nearby, 10" tall tufts of *Oxytropis sericea* erupted with white spikes of small pea blossoms. *Mertensia oblongifolia* and *Polemonium viscosum* dotted the landscape with flowers of intense shades of blue that even out did the pristine azure of the sky. Here and there, the sun worshipping oversized 4" golden daisy inflorescences of *Tetranneuris grandiflora* stood atop 8" tall stout stalks covered in thin pinnatifid leaves. Short clumps of *Castilleja occidentalis* blossomed with pastel yellow bracts surrounding the yellow/green florets.


Crossing the road and walking up a trail leading south west from the parking area; the flora changed into many low mat forming species intermixed with the other herbaceous plants already seen across the road. *Phlox condensata* and *Minuartia obtusiloba* formed tight 1/2" tall miniature carpets of snow white blossoms mimicking the patches of snow

banks still surviving on shelter slopes. Open rocky areas also allowed the equally small *Silene acaulis* var. *subacaulescens* to flaunt its carpets of pink blossoms. In some areas, *Frasera speciosa* broke the relative flatness of the meadow with exclamation points of greenish flower stalks rising to 3', a giant in a world of miniatures. The actual 1", four petaled blossoms nestled close to the stout stalk. Each pale creamy yellow/white petal was intricately spotted and dotted with burgundy. Walking on up the path, four inch tall clumps of *Tetranneuris acaulis* var. *caespitosa* held their 1½" golden yellow inflorescences straight up as if to say, "Here I am! Don't step on me." Scattered among them, *Erigeron pinnatisectus* with pale lavender daisy inflorescence and cut foliage stood out.

On closer inspection of the surrounding ground, more diminutive tuff and carpet forming species became visible in the scree covered ground. Silver green spade shaped leaves; 1½" long arranged in multiple rosettes held clusters of alien looking scaly faded gray-burgundy two sided seed pods in sets of 3-5. Later at higher elevations, I would see this in blossom with bright yellow four petal flowers and find it to be a cabbage cousin called *Physaria alpina*. In spots with a little bit of moisture, wind trimmed *Salix* species hugged the ground. On close inspection, catkins blossomed among the twigs and leaves.

Roses were not to be found on the alpine meadow, but several relatives managed to prosper on the wind-swept tundra. Species of the already mentioned *Potentilla* grew among the rocky soils at all elevations near Weston Pass. *Dryas octopetala* subsp. *hookeriana* formed patches of 2-3" tall scalloped edged dark green, silver backed leaved irregularly spotted with 1½" single white yellow centered rose blossoms.

Laboring up higher in the thin air and wandering into an area with more soil and moisture brought another change in the flora. More grasses grew with a mixture of wildflowers. *Pedicularis parryi*, a hemi-parasite, blossomed with spikes of pastel yellow and off white twisted mint like flowers held above rosettes of fern like foliage. A few species of *Trifolium* made their homes in these open meadows as well. Much more attractive than the *Trifolium repens* that invades planting beds and lawn in the East, the alpine species have larger individual florets of burgundy (*T. parryi*), pink (*T. nanum*), or a bicolor of cream and pink (*T. dasyphyllum*). Two species of *Polygonum* also popped up amount the grass as well.



**Snowbank and Penstemon whippleanus**

flower with deep yellow blossoms. The widely distributed *Cerastium arvense* grew among the rocks along with its Rocky Mountain cousin *Arenaria fendleri*. Both provided their white *Dianthus* like blossoms. Continuing on, I came to the edge of a rocky south facing cliff. Along the edge, short patches of the endemic *Penstemon hallii* flamboyantly blossomed with inflorescences of deep purple/blue. Nearby, plum colored *Penstemon whippleanus* also thrust up their spectacular blossoms overlooking the cliff and a tardily melting snow bank. Spots of yellow from the ever present *Potentillas* and *Geum rossii* var. *turbinatum* contrast the blues and the purples of the *Penstemon*. The cliff led the way to the top where additional carpeting

Roaming back into area of loose rocks and scree, new species continued to be encountered. A few species of *Draba* grew among the gravel and soil often hugging the protection of larger stones. One, *Draba oligosperma*, formed tight clumps with short seed stalks. Higher up I found it in full



**Ivesia gordonii**

Photo by Tim Alderton


Photo by Tim Alderton

species grew on the lean soil. On a ledge just below the top, the almost acaulescent magenta flowers of the dwarf *Levisia pygmaea* squeezed between the succulent thin leaves. A short distance away on another ledge, rose relatives *Ivesia gordonii*, with its ferny foliage and round clusters of yellow blossoms, and *Sibbaldia procumbens*, with *Alchemilla* like foliage and small clusters of yellow flowers grew protected from the wind.

Descending the summit and arriving back before the rest of the group, I took the time to explore a boggy spot below the parking area. A melting snow bank provided water to the bog and countless white blossoms of *Caltha leptosepala* mirrored the snow bank above. Pink spikes of *Pedicularis scopulorum* along with the occasional white spike of *Pedicularis scopulorum* f. *album* popped up among dwarf willows. Both the deep burgundy red flowered *Sedum integrifolium* subsp. *integrifolium* and pink flowered *Sedum rhodanthum* grew along the edge of the bog. Nearby, ridged clumps of *Delphinium barbeyi* stood in bud ready to open their intense blue blossoms in the coming weeks. On the saturated gravely slope between the bog and the retreating snow bank, glowing bowl shaped yellow blossoms of *Ranunculus adoneus* dotted the open expanse. Others joined me in the area and we spotted little gems like *Gentiana prostrata*, *Oreoxis alpina*, and *Noccaea montana*.

We loaded back into the vans and started back to Salida. Our van took time to stop a few times, taking pictures of clumps of *Zigadenus elegans* growing alongside *Anemone multifida*, and *Ribes*. A few feet away a moist wash was home to countless red *Castilleja miniata* in full blossom, interspersed with blooming deep blue *Delphinium barbeyi*.

Continuing down the mountain, we stopped at a large patch of some of the last of *Iris missouriensis* of the season blossoming in the margin of a beaver dam along the road. The flooded area provided homes to *Salix* species, while higher ground *Potentilla fruticosa* and *Penstemon procerus* flowered in yellow and blue respectively. On dry ground across the road, a young (maybe 100 year old) *Pinus aristata* watched over the botanizing fanatics wondering what all the commotion was about. We made one last stop at the Weston Pass Campground for a “pit stop” before continuing back to Salida. While everyone was using the rustic outhouses, I ran back up the road a quarter mile to capture pictures of a clump of *Penstemon caespitosus* growing on the bare bank beside the road. This species grows as a small shrublet covered in sky blue flowers with white throats. Nearby the ubiquitous *Ipomopsis aggregata* with scarlet to salmon blossoms contrast the blue of the *Penstemon* and gray/brown of the surrounding rocks and ground.



**Primula parryi**

Photo by Tim Alderton



**Polemonium confertum**

July 14 took our group of vans to Mount Sherman. Only 5-6 miles the way the raven flies from Weston Pass, but by terrain it seemed ten times that distance. Mount Sherman, considered the easiest of the fourteener's in Colorado rises to 14,036', but I only ventured to about 13,000'. Much higher than that, vegetation dwindled to almost nothing. We parked at an elevation of about 11,900' and started the much steeper hike up the mountain. Old mine buildings and equipment provided added interest to the expanses of scree and alpine tundra that covered the ground. Along the rough road that led the way up the mountain, a stream of melt water lined with wildflowers greeted the visitors. Some species growing by the stream observed the day before included *Castilleja miniata*, *Silene acaulis* var. *subacaulescens*, *Sedum rhodanthum*, and *Potentilla fruticosa*. Alongside these now fa-

Photo by Tim Alderton

miliar wildflowers grew magenta flowered *Primula parryi*, yellow/green umbrellas of *Angelica grayi*, and drifts of blue *Mertensia ciliata* mingling with white *Cardamine cordifolia*. Spikes of little pink elephant looking blossoms popped up from the ferny foliage of *Pedicularis groenlandica* that also inhabited the edges of the cold flowing water.

Starting the hike up the mountain, I encountered the diminutive legume, *Astragalus molybdenus*, with its pale lavender pea flowers and feather like creeping foliage flowing over the gravel covered ground along the path. Up on an exposed bank a clump of intense blue flowered *Mertensia oblongifolia*, only 6" tall, arched out from between a scattering of loose stones. A short distance away the Colorado endemic, *Polemonium confertum*, clothed in deep green ferny foliage holding wide open indigo blue blossoms with yellow stamens grew in an equally rocky situation. Continuing up the trail, many of the plant seen the day before also grew. Patches of *Penstemon ballii*, mounded tuft of white flowered *Phlox condensata*, and *Erigeron pinnatisectus* just to name a few were joined by the clumps of bottle brush looking purple inflorescences of *Phacelia sericea* and gold daisy inflorescences of *Packera* and *Senecio* species. On slopes protected from wind, shrubby *Salix* shaded the rosettes of *Saxifraga rhomboidea* which then thrust up their 15" stalks topped in clusters of creamy white 5 petaled flowers. In some exposed areas the 2" tall *Salix reticulata* var. *nana* carpeted ground and crevices between stones with their tuft like clusters of heavily veined rounded leaves and upright catkins. On another bank, *Valeriana acutiloba* formed clumps of glabrous, entire-edged leaves top by with expanding inflorescences of the palest pink buds opening to



***Eritrichium nanum* var. *elongatum***

Photo by Tim Alderton

white flowers. *Primula angustifolia*, a tiny 1-2" tall plants with disproportionately large 1" across deep pink flowers with yellow centers, grew in exposed sites with bare soil and a few loose stones. Nearby, *Lloydia serotina* blew in the brisk wind despite its own small 4" stature. The scapes holding one to two white lily blossoms blew in the wind between their thin grass-like leaves.

The vegetation thinned as the elevation and exposure to wind increased. Following a 4' wide path edged by a steep slope, down on one side and up on the other, of the loose spoils of mining from 75-125 years ago; it was amazing to find *Claytonia megarhiza* with rosettes of thick succulent leaves prospering in the deep substrate of loose shards. At about 12,800', a few clumps of the rare *Chionophila jamesii* with white one sided spikes of blossoms like their cousin the *Penstemon* flourished in the intense light of the high elevation. A little higher in a patch of

tundra, minute specimens of *Eritrichium nanum* var. *elongatum* look like little tufts of intense blue sky that had fallen to the ground.

I stop to eat my lunch beside the ruins of the Hill Top Mine at about 13,000'. Spectacular views rewarded me for trudging up the trail, but I had to start back down. Just behind the mine buildings on a plateau a meadow covered in golden flowers of *Geum rossii* var. *turbinatum* along with a scattering of *Castilleja occidentalis*, *Potentilla*, *Claytonia megarhiza*, *Mertensia oblongifolia*, and *Polemonium confertum* provided my last pictures of the heights. The trek back down still brought new finds. Looking at the seemingly barren rocky spoils, a quarter sized *Androsace septentrionalis* camouflaged by its brown/green leaves and the glaring reflected light only became visible because of the umbel of tiny porcelain like flowers. The descent also brought glimpses of *Draba crassa*, *Erysimum capitatum*, and *Besseya alpina*. Breaking from the path, I ventured by a melt water pond and followed a stream where I met up with a group of our botanizing crew. The stream edge was home to large patches of *Primula parryi*, *Anemone narcissiflora* var. *zephyra* mixing with *Geum rossii* var. *turbinatum*, and *Sedum integrifolium* subsp. *integrifolium*.

Before going back the van to the ride back to Salida I was able to explore below that parking area. There a large stream provided home to drifts of flowering *Caltha leptosepala* and more magenta *Primula parryi*. On a grassy bank just above the stream, a meadow provided a sampling of all the wild flowers that I had seen while in the mountains. *Castilleja miniata* growing next to *Castilleja occidentalis* and probable hybrids of the two grew beside *Penstemon ballii*, *Penstemon whippleanus*, *Potentilla*, *Fragaria virginiana* subsp. *glauca*, *Erigeron*, *Oreoxis alpina*, and the list went on; a great way to finish up my first experience of the Colorado Rockies. ☞ Editor's Note: Tim's trip to Colorado was funded in part by a NARGS travel stipend as a first-time annual meeting attendee.

# Gardens in Woodlands, A Study in 2010

by Suzanne Edney



*Four seasons of favorite gardens in woodlands... North Carolina Piedmont region*

## Gardens of Friends And Colleagues

- Rita Mercer – ‘Under Majestic Oaks’  
Charlotte Presley – ‘Garden of Specimens’  
Sonya Mckay – ‘Tiny Woodland Pocket’  
Jeff Evans – ‘Where the Bungalow Belongs’  
Ellen Darst – ‘Tropical Woodland Edge’  
Tony Avent – ‘Botanical Delight’ (Juniper Level Botanical Garden)  
Tom Harville – ‘Call of the Wild’  
Robert and Julia Mackintosh – ‘Native Lands in City Hands’ (Margaret Reid Wildflower Garden)  
Silvia Redwine – ‘Conservatory Woodland’  
Bobby Ward and Roy Dicks – ‘Rustic Cliff View’  
Amelia Lane – ‘Piney Ramblings’  
Jean and Wayne Mitchell – ‘Collector Eclectic’  
Jonathan Nyberg and Rebecca Wellborn – ‘Exploring Experimental’  
Suzanne Edney – ‘Fairies, Springs and Sand’

As 2010 is coming to a close and I am writing this introduction to a ‘Study of Gardens in Woodlands in a region of the Piedmont in North Carolina,’ the winter weather has come full circle. Last January in just such cold and blustery weather, I was fortuitously forced inside to begin to catch up on my reading. A number of British gardening books that came to me via a ‘pen-pal’ in England were piling up. The book that really caught my attention and admiration for its writing and photography was Rosemary Verey’s ‘The English Country Garden,’ published in 1996. I was reminded of the late J.C. Raulston, researcher, professor and founder of the JC Raulston Arboretum in Raleigh NC, commenting that Rosemary Verey was one of the best garden writers of her time. In this book she so carefully and precisely interjected gardening information, through all the seasons of the year, along with wonderful descriptions as well as feelings of the gardens and people that she and the BBC visited. The format of her book guided my thoughts as I finally began recording the 2-acre woodland garden I have been putting my back into for the past 19 years and encouraged me to include a few of the rich collection of gardens in woodlands within a 25 mile radius of where I live in Apex, NC.

With so many gardens to choose from I anticipated a worthy project might be growing and instinctively jotted down about a dozen candidates. The list (seen above) formed effortlessly and all who were contacted expressed their excitement at being a part of the Gardens in Woodlands Study. I wanted the study to contain: native gardens; gardens under vestiges of native woodlands in the suburbs and cities; gardens of professionals and non-professionals which would be growing ornamentals suited to shade and root competition; and my own.

The gardens would be under canopies of our native forests of Oak, Pine, Tulip Poplar, Sweet Gum, Sassafras, River Birch, Maple, Beech, Hickory, Elm and Bald Cypress. As it happened, the hands of the men and woman who built the gardens ran the gamut of a soft touch to a highly structured one



Photo by Suzanne Edney

**Bobby Ward and Roy Dicks’ garden**

managing to suit their own tastes during their time of stewardships. General descriptions fell into 4 categories. Two native gardens are those of Tom Harville (private garden) and Robert and Julia Mackintosh (Margaret Reid Wildflower Garden). Five others as large or larger, gently populated with ornamental plants or with stunning collections packed into the ground plane with great effect: Jean Mitchell, Rita Mercer, Ellen Darst, my own, (four private gardens) and Tony Avent (Juniper Level Botanical Garden.) Developed within the burgeoning subdivisions of the Town of Cary and the City of Raleigh are three others with stellar designs: Sonya Mckay, Charlotte Presley and Amelia Lane (private gardens). Finally tapping the older neighborhoods of the City of Raleigh and the City of Durham I found four graced with the talents of Sylvia Redwine, Jonathan Nyberg and Rebecca Wellborn, Jeff Evans, and Bobby Ward and Roy Dicks (private gardens). The oldest garden was begun in the 1950's and the youngest only 5 years of age. The rest of them range from 10 to 20 years of concentrated effort. Each garden has a unique quality of it's own due to location, soils, lay of the land, tree canopy, water bodies and of course their owners preferences. The gardeners themselves range in backgrounds from highly trained professional designers and nursery owners to self-taught, yet none the less experienced plants-men and women. They all have a passion for plants set in beautifully proportioned spaces.

Along with the logistics of who, what and where there was the question of why? Could this study be of interest to those who face the challenges of gardening in a woodland? Would owners of woodlands be excited to learn about the importance of spacial articulation and a few simple elements of design? While recording these 14 gardens I discovered and hoped to share the important strengths of a few design elements that make up sensible garden spaces in a woodland setting. We all know

the elements, consciously or unconsciously. They just feel right when experienced first hand. I looked for and happily found in each and every garden in the study focal points, cohesive path systems, clearings, transitions, elevation changes, resting places, destination points and the inclusion of mystery. Some of the elements as I had expected appeared as stronger visual forces in certain seasons of the year. These gardeners knew intuitively how to incorporate them into their design. Add to this a grown canopy of randomly seeded native trees and the challenge to make sense of their site was turned on. Elements often overlapped in the gardens I visited. A path could be a transition. A clearing became a focal point or rest-



Photo by Suzanne Edney

**Tom Harville's garden**

the elements, consciously or unconsciously. They just feel right when experienced first hand. I looked for and happily found in each and every garden in the study focal points, cohesive path systems, clearings, transitions, elevation changes, resting places, destination points and the inclusion of mystery. Some of the elements as I had expected appeared as stronger visual forces in certain seasons of the year. These gardeners knew intuitively how to incorporate them into their design. Add to this a grown canopy of randomly seeded native trees and the challenge to make sense of their site was turned on. Elements often overlapped in the gardens I visited. A path could be a transition. A clearing became a focal point or rest-




Photo by Suzanne Edney

**Jean Mitchell's garden**

ing place. The mystery leading to destinations might take twists and turns ending with a transitional structure or change in elevation. However, even as these elements were applied the garden owners had to always be mindful that the trees themselves were ultimate dictators of where and how the elements could be utilized. A mature forest can have a daunting effect. A single 50+ year oak is so out of scale with the human body. It is no wonder ancient cultures reveled in the majesty and glory of trees. Creating a garden within a natural collection of trees is a three-dimensional visual balancing act to which all of the garden owners and their designers excelled. The ‘ultimate sculptural experience’ comes to mind when all the pieces and plant choices fall together to make a compelling garden.

When we first moved to Apex we found the house tucked into a major forest of Pines, Oaks, Tulip Poplar and Sweet Gum I thought to myself “What in the world am I going to do with you (the forest)? You will have to take care of yourself until I figure out how to garden here.” My predecessor had the fortunate hobby (as I later realized) of using a chainsaw, mattock and



Photo by Suzanne Edney

**Suzanne Edney's garden**

Round-up. He was able to clear and thin 2 of the almost 4 acres of this property. His ownership lasted 3 years. I will never forget his wife's plea to not kill the Pink Lady Slippers in the back. There was no telling what else had been lost. It seemed on the cold December morning of 1991 when my husband and I brought the last moving box through the front door that there would be nothing pushing through the completely barren cover of Pine needles and leaves of Oak, Tulip Poplar and Sweet Gum in four month's time.

The Lady Slippers, however, did indeed re-appear that first spring, just one of many natives that ‘came back’ on their own over the coming years. First horrified at the landscape's bleak state of affairs the realization of what had been inherited became fully appreciated. It was now my turn to re-populate the forest floor which had been somewhat artfully thinned and cleared. I remembered Ed Steffek started the Blomquist Garden at the Sarah P. Duke Gardens in Durham NC this way. He cleared the ground plane under Loblolly Pines and seeded Southern Magnolias to be able to bring in native populations of shrubs and perennials along the generous paths he laid. And the light bulb in the old Bertie Wooster ‘bean’ turned on when the idea of creating human scale spaces among the trees finally surfaced, as it must have done for my

colleagues and friends whose gardens are in this study. The first human scale space created here in my Kelly Road garden was in 1993. It was a front courtyard near the house. The last has been a small fenced-in area at the edge of the woodland in 2009. Between those years I can count no less than 20 enhanced spaces that have added to the rambling experience of many visitors including family, friends, students of horticulture and landscape design, club groups, professionals in the green industry and the general public.

My background in design, horticulture and photography, as well as having a fairly hardy constitution, served me well on weekly recording adventures. Now that the full round of seasons has come to a close, I am anxious to be able to show the fruits of the places I have seen and experienced during the extreme weather of 2010. Winter gave us 2 heavy snows blanketing the ground and protecting roots through sustained freezing weather. With the long period of winter's low temperatures, spring was like no other I had witnessed in my 30

years of gardening. The sheer abundance of bloom was almost overwhelming. This was followed by a brutally hot and somewhat dry summer driving some of us to wonder ‘why do we garden at all?’ How quickly we forget good times. Fall temperatures arrived and we were not disappointed by the brilliance of the turning leaves and bountiful berries. Having the privilege of visiting these gardens at any time has been an amazing experience. It is one thing to be invited to a garden once or twice a year when the best is in bloom and quite another to see these beautiful creations as the seasons and weather conditions unfold. Most of the time the garden’s owners were not at home and I was able to roam and photograph alone in wonder of what was before my lens. The gardens were always changing with ups and downs making the experience enlightening, uplifting and most of all entertaining. It seems Rosemary Verey had put a spell on me and the only way it could work it’s magic was to try and continue in a very humble way following the unique imprint of her footsteps acknowledging and revering the gardens that all of us wish to build alone but ultimately wish to share with others. See you all in February! ☞



Photo by Suzanne Edney

Tom Harville’s garden



Photo by Suzanne Edney

Silvia Redwine’s garden

**Look for the Seed-Exchange!**



Photo by Bobby Ward

Sample of seeds ready for packaging.



## Piedmont Chapter NARGS 2010 Program

Feb. 19, 2011

**Suzanne Edney, Custom Landscapes**

**"Gardens in Woodlands"**

Apex, NC

Mar. 19, 2011

**"Our Virginia Garden"**

**Bill and Linda Pinkham**

Carrollton, VA

Apr. 16, 2011

**"Confessions of a Former Garden  
Writer of the Last Century",**

**Allen Lacy**

Linwood, N.J. 08221



[info@astragreece.com](mailto:info@astragreece.com).

\$4,775 member,

\$4,975 non-member,

\$600 single occupancy supplement

Check out this great blog entry by Panayoti Kelaidis:

[Athena calling! Let's go to Greece this April!](#)

## Walks in Greece: Native Plants in Less-Traveled Places

April 24–May 10, 2011

Enjoy the diversity of flora for which the Peloponnese is famous, on walks with the Gardens' Senior Curator Panayoti Kelaidis. The itinerary, planned by astragreece inc., is rich in remarkable lesser-known sites accessible by footpaths and raised stone tracks.

Maximum participants: 14

[www.astragreece.com](http://www.astragreece.com)

Registration: Contact

Thordis Simonsen at



## Seed Packing Volunteers

Kudos to 17 members who turned out to fulfill our chapter responsibility to package seeds for the 2011 NARGS Seed Exchange. In three days they completed the entire task packing 200 taxa in 3638 individual packages of seeds. Word is out that they had so much fun doing it, they requested another gig next year!

Tim Alderton, Lynn Canada, Karen & Dave Duch, Gwen & Maurice Farrier, Tom Harville, Mitzi Hole, Amelia Lane, Mary McClure, Marlyn Miller, Laddie Munger, Anne Porter, Bob Pries, Vivian Finkelstein, Bobby Ward, Bobby Wilder



Left to right: **Mary McClure, Tom Harville, Bob Pries, Bobby Ward, Vivian Finkelstein**

Photo by Bobby Wilder



**Tim Alderton and Marlyn Miller**

Photo by Bobby Wilder

## Piedmont Chapter Meeting

JC Raulston Arboretum  
Ruby McSwain Education Building

Jan. 15, 2011 , 9:30 am

### Wildflowers of the Colorado Rockies

**Tim Alderton**  
JC Raulston Arboretum  
Raleigh, NC

*The Trillium*, Newsletter of the Piedmont Chapter  
The North American Rock Garden Society  
1422 Lake Pine Drive, Cary, NC 27511

Place  
Stamp  
Here

First Class Mail

Mail label

## BOARD OF DIRECTORS

David White, Chair  
dmwhite\_nc@yahoo.com  
484-7885  
3 Ontario Court, Durham, NC 27713

Bobby Ward, Past Chair  
biblio@nc.rr.com  
919-781-3291  
930 Wimbleton Dr, Raleigh 27609

Bobby Wilder, Treasurer  
wilder@nc.rr.com.  
919-755-0480  
2317 Elmsford Way, Raleigh 27608

## BOARD MEMBERS AT LARGE:

Kirt Cox kirtley@ncrrbiz.com  
919-489-7892  
2539 Sevier St, Durham 27705

Joann Currier uniqueplant@nc.rr.com  
919-402-0117  
4207 Oak Hill Rd. Chapel Hill 27514

Dave Duch dduch@nc.rr.com  
919-467-0653  
1422 Lake Pine Dr., Cary 27511

Vivian Finkelstein vivfink@earthlink.net  
919-847-3658  
3601 Charterhouse Dr. Raleigh 27613

Tom Harville tomhar@bellsouth.net  
919-851-5369  
104 Birklands Dr., Cary 27511

Elsa Liner elsa\_liner@hotmail.com  
919-942-1766  
331 Burlage Circle, Chapel hill 27514

Marlyn Miller marlynmiller@earthlink.net  
919-467-3554  
1107 Imperial Rd. Cary, NC 27511

Patricia Scolnik bzh@aol.com  
1627 St. Marys  
Hillsborough, NC 27278

## TRILLIUM EDITORS:

Dave Duch and Marian Stephenson  
marian42836@yahoo.com  
919-918-3580.  
750 Weaver Dairy Rd, #205,CHill 27514

## OTHER SIGNIFICANT POSITIONS:

Sept. Plant Sale Manager: Kirtley Cox  
Refreshments:Gwen and Maurice Farrier

## Food Goodies to Share

If your last name begins with the letter below, please consider bringing something to share.

Jan	L-M	Feb	N-So
March	Sp-Z	April	Any and all

## ERRATA

Editor's apology for an omission in the  
Vol. 10, Issue 3, Aug.-Sept. 2010, p.3.

The following should be inserted as a third literature citation:  
Goodwin, Nancy. 1984. "A Year of Cyclamen".  
The Cyclamen Society Journal 8:50-53.

## London—Plus Gardens!

### JC Raulston Arboretum Sponsored Excursion

Do you want to visit London with no hassle of planning the whole trip yourself?  
Do you have an interest in visiting some of London's premier gardens with  
an experienced horticulturists & a really fun group of plant enthusiasts?  
Would you like a very personal tour of the private home garden of one of  
England's most noted plantsman—Roy Lancaster?

**Then this tour is for you!**



[http://www.ncsu.edu/  
jcraulstonarboretum/index.php](http://www.ncsu.edu/jcraulstonarboretum/index.php)  
Click on England Excursion.

Feel free to call or e-mail  
[Anne Porter](mailto:anne_porter@ncsu.edu) at (919) 513-3826  
or [anne\\_porter@ncsu.edu](mailto:anne_porter@ncsu.edu)  
for more information.